







# BUILDING THE WORLD'S BEST COLD CHAIN

With every cold chain that we build, we follow a process that starts and ends with analysis to drive continuous improvement. Within the process, we assure quality, visibility, accuracy and efficiency by supporting your cold chain with customisable features and services such as ChainLinks, LifeTrack and ConExion.

	 <b>QUALITY</b>			
		<b>LifeConEx Pro</b> (Air, Ground) Up to 25 ChainLinks	<b>LifeConEx Elite</b> (Air, Ground, Ocean) Up to 25 ChainLinks	<b>LifeConEx Ultra</b> (Air, Ground, Ocean) More than 25 ChainLinks
<b>ANALYSE/OPTIMISE</b>	<b>COLD CHAIN AND PRODUCT ANALYSIS</b>			
	Expert cold chain consultation	✓	✓	✓
	Trade lane risk assessment		✓	✓
	In-depth risk assessment (e.g. FMEA)			✓
	<b>GDP-COMPLIANT COLD CHAIN DESIGN/OPTIMISATION</b>			
	Change management and contingency planning	✓	✓	✓
	SOP Management and continuous improvement		✓	✓
	Specialised ground handling arrangement			✓
	 <b>VISIBILITY + ACCURACY</b>			
		<b>LifeConEx Pro</b>	<b>LifeConEx Elite</b>	<b>LifeConEx Ultra</b>
<b>MANAGE</b>	<b>LIFETRACK</b>			
	Shipment Tracking	✓	✓	✓
	Customisable cold chain dashboards	✓	✓	✓
	SOP management and reporting	✓	✓	✓
	Premium reporting		✓	✓
	Business analytics tools		✓	✓
	Instant access to expert cold chain advisors	✓	✓	✓
	<b>SMARTSENSOR RFID DEVICES INCLUDED FOR AMBIENT TEMPERATURE MONITORING</b>	1	Up to 3	Up to 6
	Additional SST devices	available	available	available
	Data available upon request	✓	✓	✓
	<b>SMARTSENSOR RFID NEAR PRODUCT TEMPERATURE MONITORING</b>	available	available	available
	<b>REAL-TIME TRACKING USING GSM AND OTHER TECHNOLOGY</b>	available	available	available
	 <b>EFFICIENCY</b>			
		<b>LifeConEx Pro</b>	<b>LifeConEx Elite</b>	<b>LifeConEx Ultra</b>
<b>REVIEW/IMPROVE</b>	<b>CONEXION</b>			
	Powerful cold chain analytics on your LifeTrack desktop	available	available	✓
	View, integrate, aggregate and store your data in LifeTrack	available	available	✓
	Connect to data sources, load, model, automate and build metrics reports and dashboards in LifeTrack	available	available	available
	<b>INVESTIGATIVE REPORTING WITH CAPA</b>	✓	✓	✓
	<b>EXPERT AUDIT SUPPORT</b>			✓

**PROJECT-BASED COLD CHAIN MANAGEMENT AND CONSULTATION SERVICES AVAILABLE**

Ambient Temperature Mapping • LifeCUBE • Cold Chain Optimisation • Cold Chain Audit and Consultation